

## Guardian Fasteners for concrete

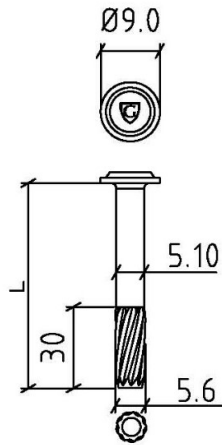


Fig. 21  
BN 5.6 Concrete nail

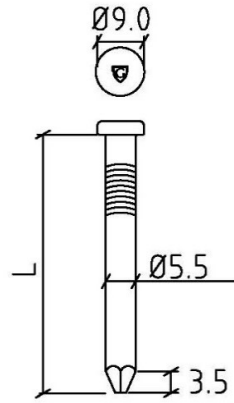


Fig. 22  
B NRF 5.5 Stainless concrete nail

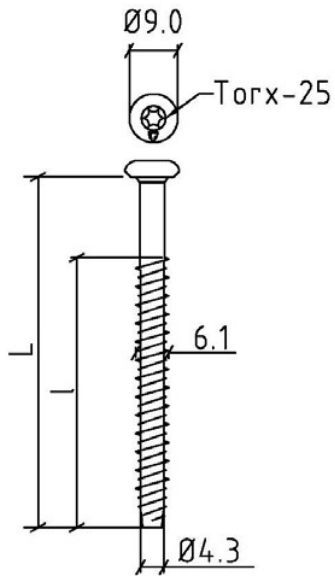


Fig. 23  
CS 6.1 Concrete screw (with flat or sharp point)  
CS-S 6.1 Stainless Concrete screw

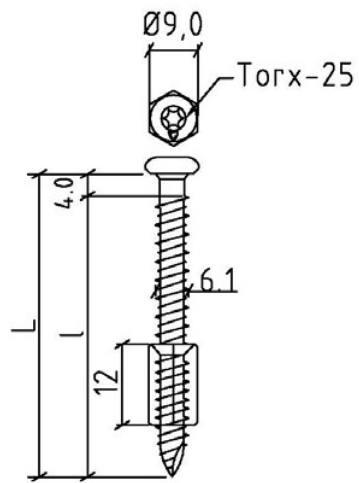


Fig. 24  
ACS 6.1 Adjustable concrete screw  
(used together with tube washer HR versions)

## Performance of Guardian Fastening system on different substrates

Characteristic values are calculated from the following formula:

$$R_k: \alpha (X_m - (k \times s))$$

where:  $R_k$  = characteristic y values of axial load resistance

$\alpha$  = corr. factor for tested substrate spec. compared with nominal substrate spec.

$X_m$  = mean axial pull-out load for 10 specimens

$k = 1,92$  (according to Table D1 in EN-1990:2002)

$s$  = standard deviation

**Table 2: Concrete substrate <sup>1)</sup>**

Fastener	Substrate	Washer	R <sub>k</sub> : Characteristic values of axial load resistance (kN)
GUARDIAN CS 6.1 / ACS-6.1	C25-C30	SP 50	4.28
GUARDIAN B NRF 5.5	C25-C30	SP-50	1.79
GUARDIAN BN 5.6	C25-C30	SP 50	1.92
GUARDIAN CP & CPN (Polypropylene)	C25-C30	-	1.57
GUARDIAN HD 6.1	C25-C30	SP 50	4.83
GUARDIAN LBS 6.0	C20-C25	SP 50	2.92
GUARDIAN LBS 6.0	C25-C30	SP 50	3.26
GUARDIAN CS-S 6.1	C25-C30	-	2.92
GUARDIAN CS-S 6.1	C32-C40	-	3.29
GUARDIAN CS-S 6.1	C40-C50	-	3.69

<sup>1)</sup> See clause 2 regarding hole diameter and drill depth

**Table 3: Light weight concrete substrate <sup>2)</sup>**

Fastener	Substrate	Washer	R <sub>k</sub> : Characteristic values of axial load resistance (kN)
GUARDIAN LBS 6.0	Density 600 kg/m <sup>3</sup>	SP 50	2.07
GUARDIAN LBS 8.0	Density 450 kg/m <sup>3</sup>	SP-40-LBS	0.93
GUARDIAN LBS 8.0	Density 550 kg/m <sup>3</sup>	SP-40-LBS	1.44
GUARDIAN HD 6.1	Density 600 kg/m <sup>3</sup>	SP 50	1.36
GUARDIAN LBS-S 6.0	Density 450 kg/m <sup>3</sup>	SP 50	1.34

<sup>2)</sup> Autoclaved aerated concrete units according to EN 12602:2016

**Table 6: Pullover test of washer**

Washer	Fastener <sup>13)</sup> Guardian															R <sub>k</sub> : Characteristic values of axial load resistance	Durability according to EAD 030351-00- 0402	
	ACS 6.1	BS 4.8	BS 5.5	BS 6.1	BS 6.8	BSHD 4.8	BSRF 4.8	CS 6.1 / CS S 6.1	DB(A) 4.8	DBT(A) 4.8	DBT(A)-S 4.8	HD 6.1	LBS 6.0 / LBS S 6.0	LBS-8.0	PS 4.8			TS 5.2
SP-40 – D/F/DD/FD	-	X	X	X	X	X	X	X	-	-	-	X	X	-	X	X	3.88	Approved
SP-40-LBS	-													X			4.29	Approved
SP-50-D. F. S	-	X	X	X	X	X	X	X	-	-	-	X	X	-	X	X	4.83	Approved
SPB-50-S	-	X	X	X	X	X	X	X	-	-	-	X	X	-	X	X	4.83	Approved
SP-70-D. F. S	-	X	X	X	X	X	X	X	-	-	-	X	X	-	X	X	2.88	Approved
SP 8240-D/F/S	-	X	X	X	X	X	X	X	-	-	-	X	X	-	X	X	5.30	Approved
SPA 8240-D/F	-	-	-	-	-	-	-	-	X	X	X	-	-	-	-	-	5.00	Approved
STBS	-	X	X	X	X	X	X	X	-	-	-	X	X	-	X	X	3.68	Approved
Sleeve R23 – STBT	-	X	X	X	X	X	X	X	-	-	-	X	X	-	X	X	1.78	Approved
Sleeve R23 – STBS7T15	-	X	X	X	X	X	X	X	-	-	-	X	X	-	X	X	1.78	Approved
Guardian screw-STBS7T15	-	X	X	X	X	X	X	X	-	-	-	X	X	-	X	X	3.68	Approved
STBST	-	X	X	X	X	X	X	X	-	-	-	X	X	-	X	X	3.68	Approved
Sarnabar + R23	X	X	X	X	X	X	X	X	-	-	-	X	X	-	X	X	1.78	Approved
Sarnabar + Guardian screw	-	X	X	X	X	X	X	X	X	X	X	X	X	-	X	X	5.00	Approved
GWSP (*)-80-F2E	-	-	X	X	X	-	-	X	-	-	-	-	X	-	-	X	2.48	Approved
Sleeve GWT + GWSP (*)-80-F4E	-	X	X	X	X	X	X	X	-	-	-	X	X	-	X	X	3.17	Approved
Sleeve R 45	-	X	X	X	X	X	X	X	-	-	-	X	X	-	X	X	1.58	Approved
Sleeve RPA 45	-	X	X	X	X	X	X	X	-	-	-	X	X	-	X	X	3.00	Approved
Sleeve R 48	-	X	X	X	X	X	X	X	-	-	-	X	X	-	X	X	1.58	Approved
Sleeve RPA 48	-	X	X	X	X	X	X	X	-	-	-	X	X	-	X	X	3.00	Approved
Sleeve RB 48	-	X	X	X	X	X	X	X	-	-	-	X	X	-	X	X	1.58	Approved
Sleeve RBPA 48	-	X	X	X	X	X	X	X	-	-	-	X	X	-	X	X	3.00	Approved
Sleeve RBS 50	-	X	X	X	X	X	X	X	-	-	-	X	X	-	X	X	1.58	Approved
Sleeve R 75	-	X	X	X	X	X	X	X	-	-	-	X	X	-	X	X	1.58	Approved
Sleeve TBPP 8040	-	X	X	X	X	X	X	X	-	-	-	X	X	-	X	X	1.58	Approved
Sleeve TBPA 8040	-	X	X	X	X	X	X	X	-	-	-	X	X	-	X	X	2.52	Approved
PP 45	-	X	X	X	-	X	X	X	-	-	-	-	X	-	X	X	2.50	Approved
Sleeve HR 45	X	-	-	-	-	-	-	-	-	-	-	-	-	-	-	-	1.58	Approved
Sleeve HR 48	X	-	-	-	-	-	-	-	-	-	-	-	-	-	-	-	1.58	Approved
Sleeve HR 75	X	-	-	-	-	-	-	-	-	-	-	-	-	-	-	-	1.58	Approved
Sleeve R45-LN	-	-	-	-	-	-	-	-	-	-	-	-	-	X	-	-	1.58	Approved
Sleeve R48-LN	-	-	-	-	-	-	-	-	-	-	-	-	-	X	-	-	1.58	Approved
Sleeve R75-LN	-	-	-	-	-	-	-	-	-	-	-	-	-	X	-	-	1.58	Approved

<sup>13)</sup>Obtained values from the axial load test in different substrates (table 2 - 5) and the pullover test (table 6) of washers/sleeves are compared and the lowest of the two gives the characteristic value for the fastener / sleeve, washer combination of the application.